

Signify Classified - Internal  
Cooper Lighting Solutions Photometric Lab  
1121 Highway 74 South  
Peachtree City, GA 30269



Scaled data based on original data using  
LM-79-08 Approved Method: Electrical and Photometric Measurements of Solid-  
State Lighting Products

Test Report Prepared for  
Cooper Lighting Solutions  
(formerly Eaton)

Brand: STREETWORKS

Report Number: P867565

Luminaire Tested: **MEM2-HTN-SA-100-750-U-T2U**

Issue Date: 08/21/2024



**Test Information**

Test Method: LM-79-08  
Report Number: P867565  
Test Lab: INNOVATION CENTER(G3)  
Issue Date: 08/21/2024  
Manufacturer: COOPER LIGHTING SOLUTIONS (FORMERLY EATON)  
Product Line: STREETWORKS  
Catalog Number: MEM2-HTN-SA-100-750-U-T2U  
Description: EPIC MODERN TALL HOUSING DISCRETE LED ARRAYS 100W 70CRI 5000K  
FIXTURE w/ TYPE II URBAN DISTRIBUTION OPTIC  
Light Source: (20) 5000K CCT, 70 CRI LEDS  
Ballast/Driver: ELECTRONIC DRIVER

**Summary**

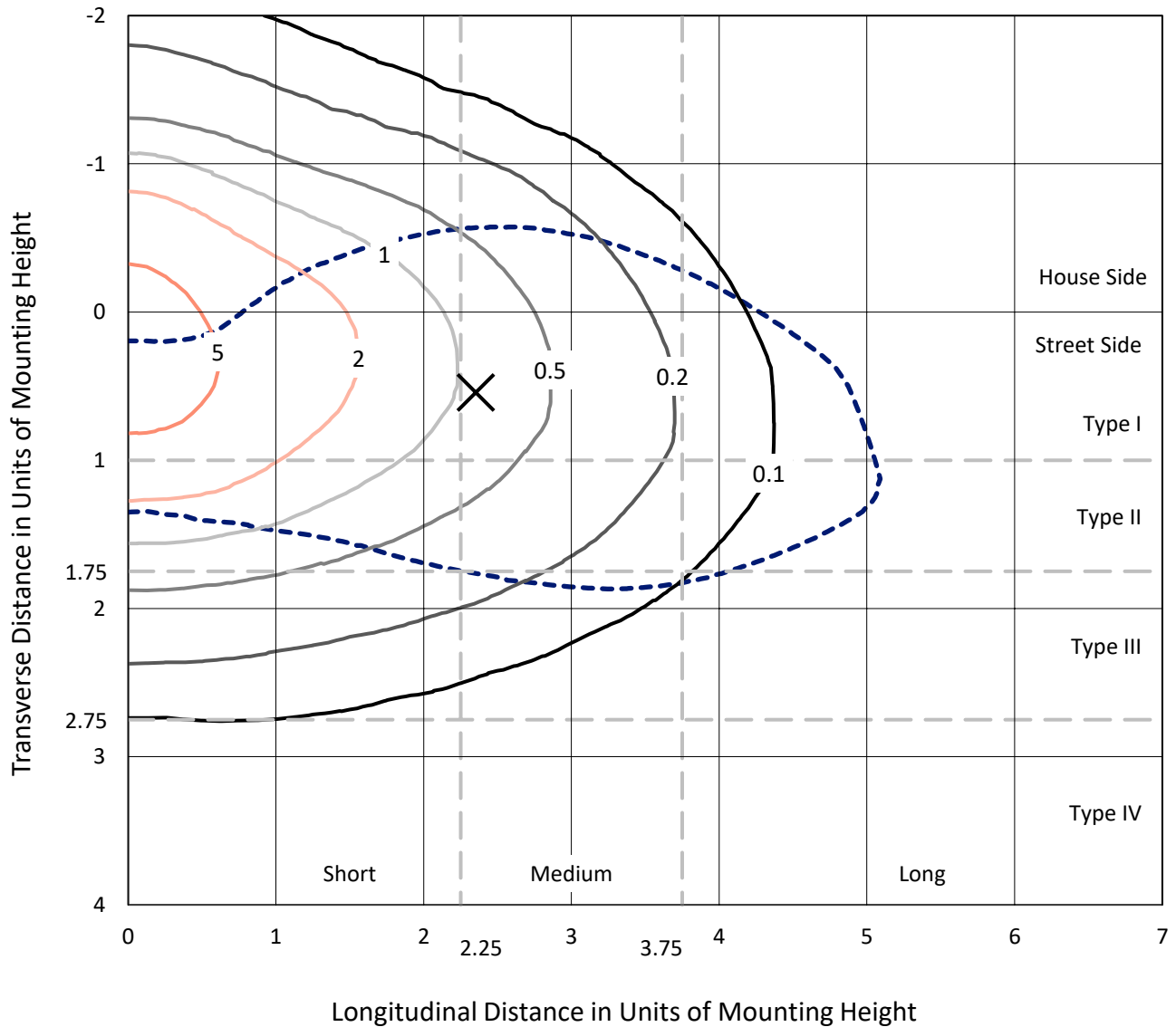
Lumens per Lamp: N/A  
Luminaire Lumens: 13683.1 lumens  
Efficiency: N/A  
Efficacy: 135.5 lumens/watt  
Luminous Opening: Rectangular (W 0.67' x L: 0.33' x H: 0')  
IES Classification: Type III - Medium  
BUG Rating: B3 - U0 - G3

Input Watts (W): 101  
Input Voltage (V): 120  
Input Current (A<sub>in</sub>): NR  
Voltage Rise (V): NR  
Power Factor: 0.99  
Total Harmonic Distortion (THDi): 9.45%  
Frequency (hertz): 60  
Stabilization Time: NR  
Operation Time: NR  
Ambient Temperature (°C): NR  
Test Distance: 24 FT

REPORT NUMBER: P867565  
 CATALOG NUMBER: MEM2-HTN-SA-100-750-U-T2U

### Iso-Footcandle Lines of Horizontal Illumination

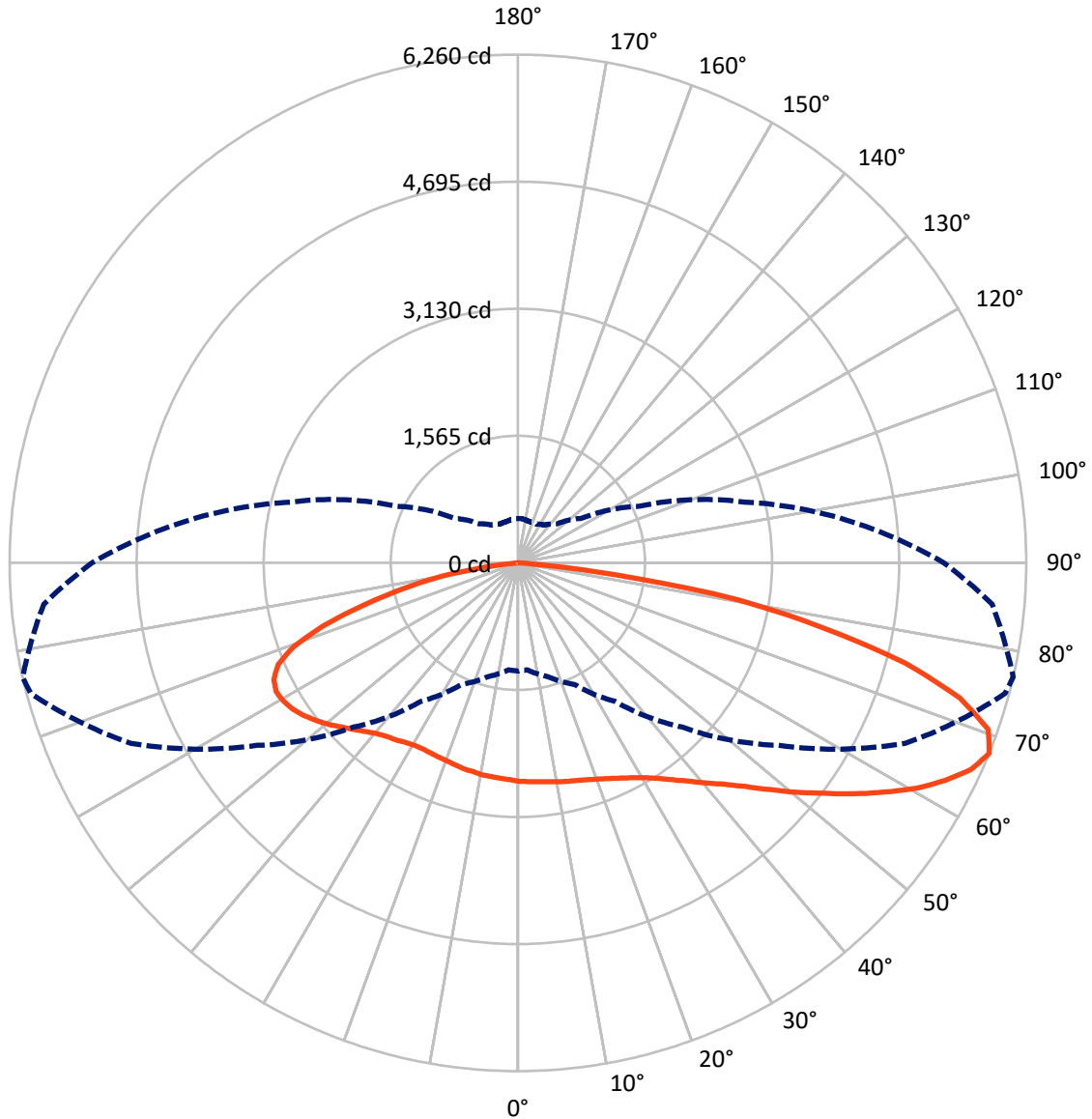
× Max cd  
 - - - 1/2 Max cd



Based on 20 foot mounting height. Maximum calculated value = 7.4 fc  
 Type III - Medium - N/A

REPORT NUMBER: P867565  
CATALOG NUMBER: MEM2-HTN-SA-100-750-U-T2U

### Luminous Intensity Polar Plot



— Vertical Plane Through 77-Deg Lateral      - - - Horizontal Cone Through 67.5-Deg Vertical

REPORT NUMBER: P867565  
 CATALOG NUMBER: MEM2-HTN-SA-100-750-U-T2U

**FLUX DISTRIBUTION:**

		Downward	Upward	Total
<b>House Side</b>	Lumens	4550.1	0.0	4550.1
	% Fixture	33.3	0.0	33.3
<b>Street Side</b>	Lumens	9133.0	0.0	9133.0
	% Fixture	66.7	0.0	66.7
<b>Total</b>	Lumens	13683.1	0.0	13683.1
	% Fixture	100.0	0.0	100.0

**ZONAL LUMENS:**

Zone	Lumens	% Fixture
0°-10°	258.6	1.9
10°-20°	784.2	5.7
20°-30°	1322.1	9.7
30°-40°	1876.1	13.7
40°-50°	2373.7	17.3
50°-60°	2600.2	19.0
60°-70°	2513.6	18.4
70°-80°	1690.5	12.4
80°-90°	264.2	1.9
90°-100°	0.0	0.0
100°-110°	0.0	0.0
110°-120°	0.0	0.0
120°-130°	0.0	0.0
130°-140°	0.0	0.0
140°-150°	0.0	0.0
150°-160°	0.0	0.0
160°-170°	0.0	0.0
170°-180°	0.0	0.0
0°-90°	13683.1	100.0
0°-180°	13683.1	100.0

**Coefficient of Utilization**



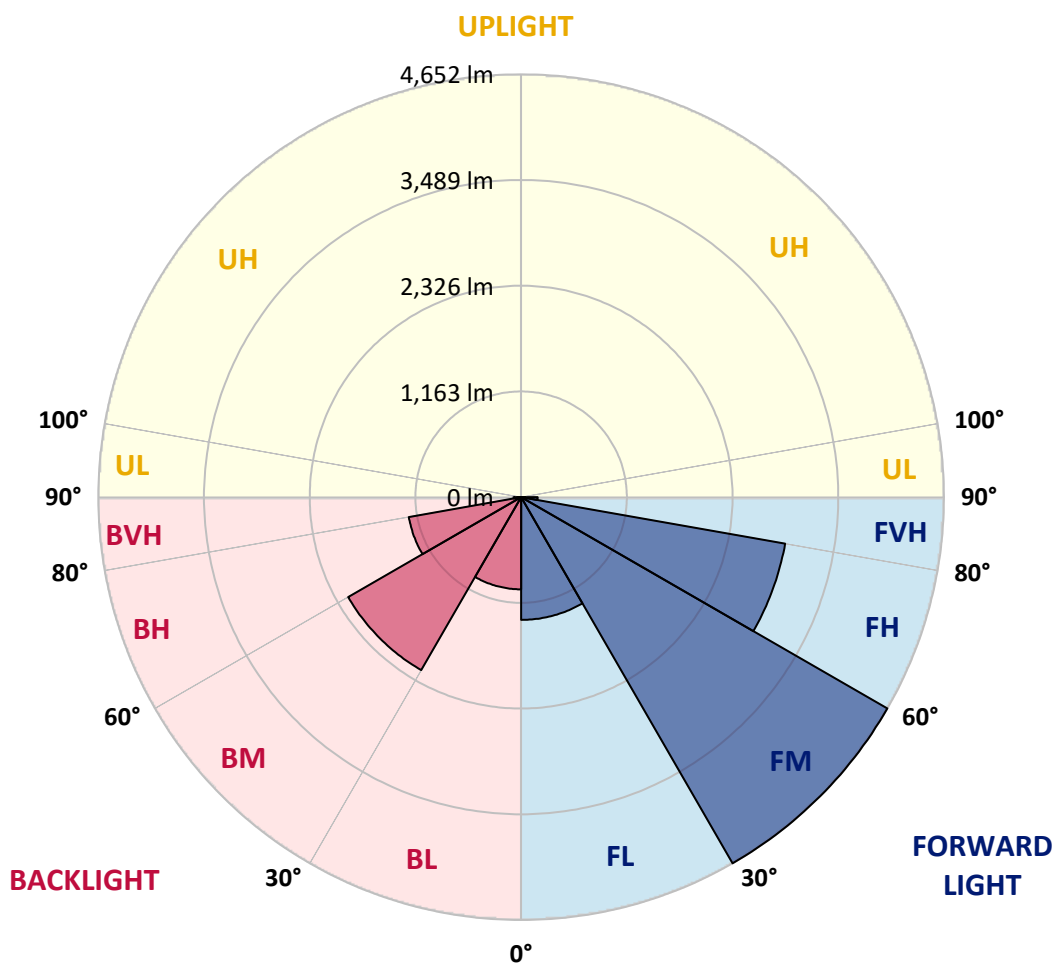
REPORT NUMBER: P867565  
 CATALOG NUMBER: MEM2-HTN-SA-100-750-U-T2U

**LUMINAIRE CLASSIFICATION SYSTEM LUMEN TABLE AND BUG RATING:**

Zone	Lumens	% Fixture	Zone Rating/Lumen Limit		
			B	U	G
FL (0°-30°)	1350.5	9.9			
FM (30°-60°)	4652.4	34.0			
FH (60°-80°)	2949.1	21.6			G2/5000
FVH (80°-90°)	180.9	1.3			G2/225
BL (0°-30°)	1014.3	7.4	B3/2500		
BM (30°-60°)	2197.6	16.1	B2/2500		
BH (60°-80°)	1254.9	9.2	B3/2500		G3/2500
BVH (80°-90°)	83.3	0.6			G1/100
UL (90°-100°)	0.0	0.0		U0/0	
UH (100°-180°)	0.0	0.0		U0/0	

**BUG Rating: B3-U0-G3**

Type III Medium





REPORT NUMBER: P867565

CATALOG NUMBER: MEM2-HTN-SA-100-750-U-T2U

**CANDELA DISTRIBUTION (FULL):**

	0°	5°	15°	25°	35°	45°	55°	65°	75°	77°	85°
0°	2690.2	2690.2	2690.2	2690.2	2690.2	2690.2	2690.2	2690.2	2690.2	2690.2	2690.2
2.5°	2749.8	2747.1	2733.5	2739.0	2722.7	2733.5	2717.3	2703.8	2701.1	2698.4	2701.1
5°	2836.4	2822.9	2809.3	2801.2	2787.7	2782.3	2755.2	2728.1	2711.9	2709.2	2703.8
7.5°	2936.5	2931.1	2912.2	2901.3	2863.5	2844.5	2806.6	2757.9	2733.5	2722.7	2709.2
10°	3039.4	3052.9	3028.5	3006.9	2963.6	2923.0	2858.0	2795.8	2747.1	2741.7	2711.9
12.5°	3166.6	3163.9	3147.6	3109.7	3058.3	3001.5	2923.0	2836.4	2771.4	2760.6	2717.3
15°	3280.3	3277.5	3255.9	3220.7	3153.0	3082.7	2977.1	2877.0	2795.8	2779.6	2728.1
17.5°	3385.8	3380.4	3366.9	3329.0	3245.1	3158.5	3055.6	2923.0	2825.6	2806.6	2736.2
20°	3477.8	3483.2	3467.0	3429.1	3350.6	3258.6	3128.7	2982.5	2863.5	2841.8	2760.6
22.5°	3578.0	3580.7	3572.5	3559.0	3458.9	3361.4	3220.7	3050.2	2906.8	2885.1	2787.7
25°	3683.5	3686.2	3691.6	3683.5	3569.8	3464.3	3315.4	3134.1	2966.3	2936.5	2825.6
27.5°	3805.3	3808.0	3818.8	3802.6	3680.8	3569.8	3421.0	3223.4	3028.5	2996.1	2858.0
30°	3943.3	3954.2	3946.0	3940.6	3799.9	3691.6	3526.5	3315.4	3109.7	3069.1	2914.9
32.5°	4108.4	4105.7	4089.5	4073.2	3929.8	3816.1	3645.6	3434.5	3209.9	3163.9	3006.9
35°	4227.5	4227.5	4203.2	4195.0	4062.4	3943.3	3775.5	3567.1	3323.6	3280.3	3104.3
37.5°	4300.6	4311.4	4292.5	4297.9	4170.7	4059.7	3905.4	3702.5	3448.1	3410.2	3223.4
40°	4327.7	4354.7	4371.0	4392.6	4265.4	4170.7	4043.5	3848.6	3607.7	3564.4	3366.9
42.5°	4333.1	4373.7	4430.5	4476.5	4333.1	4254.6	4176.1	3997.5	3764.7	3726.8	3523.8
45°	4306.0	4287.1	4425.1	4430.5	4371.0	4322.2	4292.5	4176.1	3992.1	3929.8	3718.7
47.5°	4100.3	4078.7	4116.6	4289.8	4325.0	4352.0	4411.6	4384.5	4219.4	4170.7	3943.3
50°	3767.4	3756.6	3908.2	4094.9	4211.3	4349.3	4509.0	4584.8	4471.1	4441.3	4227.5
52.5°	3218.0	3188.2	3496.8	3859.4	4062.4	4322.2	4576.7	4790.5	4755.3	4712.0	4471.1
55°	2868.9	2868.9	3077.3	3529.2	3873.0	4224.8	4620.0	5007.0	5069.2	5020.5	4749.9
57.5°	2495.4	2525.1	2741.7	3052.9	3599.6	4046.2	4614.5	5188.3	5372.4	5326.3	5044.9
60°	2176.0	2200.4	2324.9	2638.8	3277.5	3810.7	4555.0	5337.2	5653.8	5637.6	5304.7
62.5°	1851.2	1881.0	1981.1	2276.1	2852.6	3540.1	4430.5	5418.4	5919.1	5902.8	5567.2
65°	1591.4	1594.1	1694.3	1940.5	2427.7	3212.6	4211.3	5402.1	6124.8	6135.6	5789.2
67.5°	1331.6	1323.5	1453.4	1653.7	2081.3	2860.7	3919.0	5258.7	6211.4	6260.1	5862.2
70°	979.7	990.6	1171.9	1393.8	1759.2	2454.8	3510.3	4979.9	6070.6	6146.4	5694.4
72.5°	736.2	757.8	933.7	1163.8	1469.6	2048.8	3063.7	4495.5	5678.2	5689.0	5182.9
75°	598.1	603.5	760.5	966.2	1204.4	1642.8	2460.2	3753.9	4801.3	4925.8	4403.4
77.5°	508.8	503.4	579.2	779.5	971.6	1312.6	1853.9	2855.3	3770.1	3827.0	3448.1
80°	433.0	430.3	457.4	630.6	760.5	936.4	1269.3	1989.3	2690.2	2752.5	2449.4
82.5°	227.3	243.6	238.2	389.7	430.3	492.6	609.0	904.0	1174.6	1190.8	1125.9
85°	10.8	10.8	10.8	16.2	27.1	43.3	83.9	83.9	92.0	175.9	200.3
87.5°	2.7	2.7	5.4	5.4	5.4	8.1	8.1	10.8	10.8	10.8	10.8
90°	0.0	0.0	0.0	0.0	0.0	0.0	0.0	0.0	0.0	0.0	0.0



REPORT NUMBER: P867565  
 CATALOG NUMBER: MEM2-HTN-SA-100-750-U-T2U

**CANDELA DISTRIBUTION (continued):**

	90°	95°	105°	115°	125°	135°	145°	155°	165°	175°	180°
0°	2690.2	2690.2	2690.2	2690.2	2690.2	2690.2	2690.2	2690.2	2690.2	2690.2	2690.2
2.5°	2695.7	2684.8	2668.6	2671.3	2668.6	2668.6	2655.1	2644.2	2641.5	2646.9	2657.8
5°	2698.4	2682.1	2657.8	2649.6	2641.5	2636.1	2614.5	2598.2	2590.1	2595.5	2598.2
7.5°	2698.4	2674.0	2646.9	2630.7	2609.0	2592.8	2568.4	2546.8	2536.0	2538.7	2544.1
10°	2692.9	2665.9	2644.2	2611.8	2576.6	2557.6	2519.7	2492.7	2479.1	2481.8	2468.3
12.5°	2692.9	2663.2	2619.9	2590.1	2541.4	2500.8	2471.0	2441.2	2430.4	2419.6	2414.2
15°	2695.7	2657.8	2614.5	2552.2	2495.4	2452.1	2414.2	2395.2	2379.0	2373.6	2376.3
17.5°	2695.7	2657.8	2592.8	2519.7	2454.8	2400.6	2368.2	2346.5	2341.1	2335.7	2335.7
20°	2709.2	2660.5	2573.9	2487.3	2406.1	2349.2	2319.5	2305.9	2305.9	2297.8	2297.8
22.5°	2730.8	2665.9	2563.0	2460.2	2365.5	2303.2	2270.7	2254.5	2262.6	2257.2	2254.5
25°	2755.2	2684.8	2549.5	2422.3	2311.3	2246.4	2213.9	2203.1	2200.4	2186.8	2205.8
27.5°	2774.1	2698.4	2541.4	2384.4	2262.6	2186.8	2146.2	2127.3	2113.8	2119.2	2113.8
30°	2825.6	2736.2	2544.1	2351.9	2208.5	2116.5	2067.7	2046.1	2040.7	2040.7	2040.7
32.5°	2895.9	2785.0	2563.0	2338.4	2157.1	2048.8	1989.3	1967.6	1962.2	1951.4	1956.8
35°	2985.2	2858.0	2592.8	2316.7	2116.5	1970.3	1905.4	1875.6	1867.5	1856.6	1856.6
37.5°	3085.4	2931.1	2614.5	2305.9	2062.3	1889.1	1816.0	1778.2	1772.7	1761.9	1767.3
40°	3212.6	3031.3	2649.6	2284.3	2000.1	1816.0	1718.6	1656.4	1669.9	1675.3	1686.1
42.5°	3356.0	3158.5	2703.8	2262.6	1951.4	1740.3	1596.8	1534.6	1550.8	1545.4	1556.2
45°	3550.9	3307.3	2771.4	2254.5	1891.8	1648.2	1472.3	1402.0	1396.5	1388.4	1393.8
47.5°	3753.9	3485.9	2836.4	2238.3	1826.9	1534.6	1331.6	1242.3	1220.6	1209.8	1199.0
50°	3965.0	3664.6	2912.2	2227.4	1740.3	1407.4	1190.8	1088.0	1047.4	1033.9	1020.3
52.5°	4203.2	3856.7	2977.1	2200.4	1645.5	1274.8	1063.6	947.3	901.3	874.2	876.9
55°	4454.9	4032.7	3036.7	2167.9	1537.3	1150.3	936.4	839.0	793.0	784.9	784.9
57.5°	4687.6	4214.0	3080.0	2111.1	1429.0	1028.5	830.9	747.0	725.3	736.2	736.2
60°	4925.8	4360.1	3101.6	2048.8	1318.1	925.6	757.8	690.2	679.3	701.0	703.7
62.5°	5117.9	4476.5	3096.2	1962.2	1196.3	836.3	687.4	633.3	638.7	676.6	684.7
65°	5256.0	4533.3	3028.5	1832.3	1079.9	757.8	625.2	573.8	573.8	600.8	609.0
67.5°	5245.2	4460.3	2893.2	1651.0	955.4	679.3	568.4	527.8	527.8	546.7	544.0
70°	5023.2	4208.6	2636.1	1431.7	833.6	611.7	519.6	489.9	487.2	495.3	492.6
72.5°	4490.0	3697.0	2235.6	1182.7	719.9	544.0	470.9	443.9	438.4	427.6	419.5
75°	3705.2	3036.7	1745.7	941.9	609.0	479.0	424.9	400.6	378.9	392.4	384.3
77.5°	2874.3	2330.3	1299.1	730.7	495.3	416.8	378.9	351.8	346.4	395.1	378.9
80°	2097.5	1610.4	917.5	522.4	384.3	338.3	316.7	295.0	373.5	500.7	498.0
82.5°	931.0	776.8	419.5	249.0	178.6	148.9	124.5	140.7	235.5	230.1	238.2
85°	83.9	86.6	46.0	29.8	18.9	16.2	10.8	10.8	8.1	8.1	8.1
87.5°	10.8	10.8	8.1	8.1	5.4	5.4	5.4	5.4	2.7	2.7	2.7
90°	0.0	0.0	0.0	0.0	0.0	0.0	0.0	0.0	0.0	0.0	0.0



Cooper Lighting Solutions Photometric Lab  
1121 Highway 74 South  
Peachtree City, GA 30269



LM-79-2019: Approved Method: Electrical and Photometric Measurements of Solid-  
State Lighting Products

Report Prepared for

Cooper Lighting Solutions

Streetworks

Report Number: SP1-2407-157-6

Test Date: 08/07/2024

Luminaire Tested: MEM2-HTN-SA-30-750-U-5WQ-2

Data in this report applies to families of products including MEM2-HTN-SA-30-750-U-5WQ-2

**Test Information**

Test Method: LM-79-2019  
 Report Number: SP1-2407-157-6  
 Test Lab: COOPER LIGHTING SOLUTIONS  
 Photometer: SP1 - 76IN SPHERE  
 Measurement Geometry: 4π  
 Issue Date: 08/20/2024  
 Manufacturer: COOPER LIGHTING SOLUTIONS  
 Product Line: Streetworks  
 Catalog Number: **MEM2-HTN-SA-30-750-U-5WQ-2**  
 Description: Epic Modern Light Square 30W 5WQ Optic and Flare Trim

**Spectral Parameters**

CCT (K): 5094  
 CIE u': 0.2082  
 CIE v': 0.4867  
 Duv: 0.0032  
 CIE x: 0.3430  
 CIE y: 0.3564  
 CIE z: 0.3006  
 Peak Wavelength (nm): 451  
 Dominant Wavelength (nm): 568  
 Purity: 9.86439  
 Rf: 73.7  
 Rg: 93

CRI (Ra):	72.0		
R1:	68.6	R9:	-39.6
R2:	78.1	R10:	47.6
R3:	84.6	R11:	68.2
R4:	71.6	R12:	41.4
R5:	69.6	R13:	70.4
R6:	69.4	R14:	91.4
R7:	80.9	R15:	61.4
R8:	53.1		



**Test Conditions**

Stabilization Time: 20M  
 Operation Time: 1H 20M  
 Sphere Temperature (°C): 24.2

REPORT NUMBER: SP1-2407-157-6

Measurement and Test Equipment			
Instrument	Identification Number	Calibration Date	Calibration Due Date
Photometer	IN0058	6/18/2024	12/18/2024
Power Meter	INXT2011004	2/8/2024	2/8/2025
AC Power Source	IN0063	10/24/2023	10/24/2024
DC Power Source	IN0208	10/24/2023	10/24/2024
Sphere Thermometer	IN0085	10/24/2023	10/24/2024
Room Thermometer	IN0046	10/24/2023	10/24/2024

REPORT NUMBER: SP1-2407-157-6

CIE 1931 Chromaticity Diagram



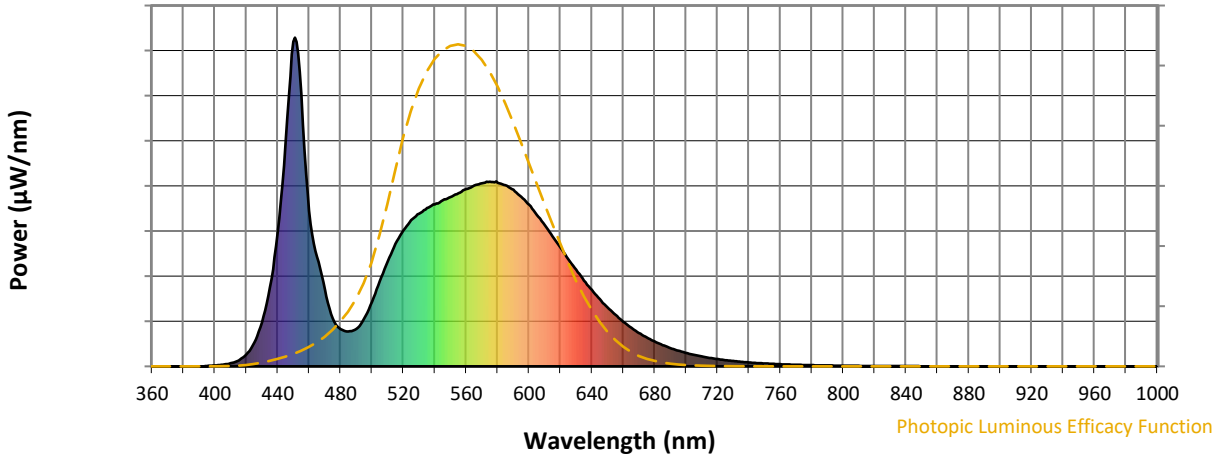
CIE 1931 Chromaticity Diagram with 2017 ANSI 7-Step and 4-Step Quadrangles



Point lies inside the ANSI 5000K 4-step quadrangle

REPORT NUMBER: SP1-2407-157-6

**Photopic Flux vs. Wavelength**

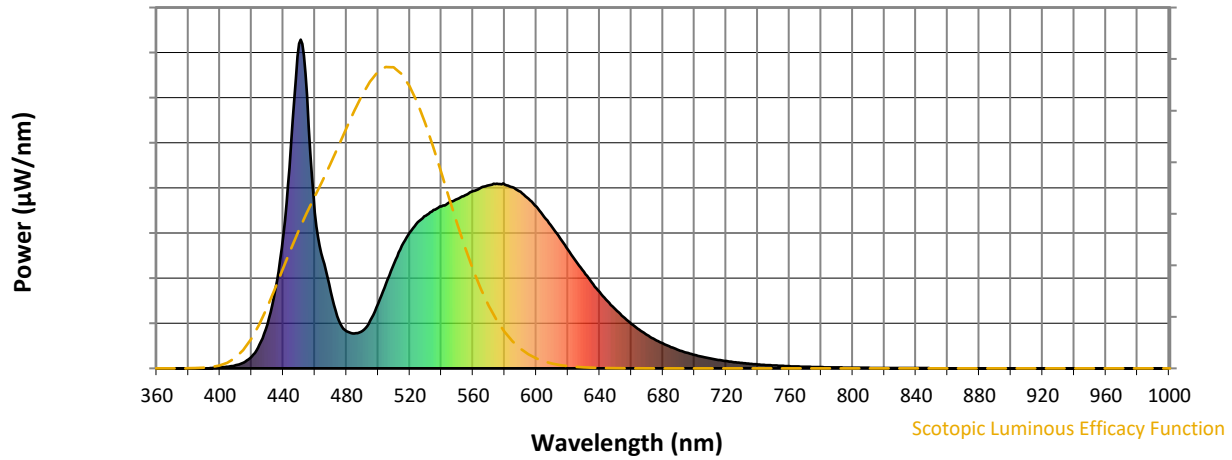


**Photopic Lumens: NR**

λ (nm)	Power W <sup>^</sup> /nm	Lumens (φ/nm)	λ (nm)	Power W <sup>^</sup> /nm	Lumens (φ/nm)	λ (nm)	Power W <sup>^</sup> /nm	Lumens (φ/nm)	λ (nm)	Power W <sup>^</sup> /nm	Lumens (φ/nm)	λ (nm)	Power W <sup>^</sup> /nm	Lumens (φ/nm)
360	0	NR	490	114	NR	620	361	NR	750	9	NR	880	0	NR
365	0	NR	495	145	NR	625	326	NR	755	8	NR	885	0	NR
370	0	NR	500	197	NR	630	294	NR	760	7	NR	890	0	NR
375	0	NR	505	259	NR	635	261	NR	765	6	NR	895	0	NR
380	0	NR	510	319	NR	640	232	NR	770	5	NR	900	0	NR
385	0	NR	515	373	NR	645	204	NR	775	4	NR	905	0	NR
390	0	NR	520	414	NR	650	179	NR	780	4	NR	910	0	NR
395	1	NR	525	445	NR	655	157	NR	785	3	NR	915	0	NR
400	3	NR	530	465	NR	660	136	NR	790	3	NR	920	0	NR
405	5	NR	535	482	NR	665	118	NR	795	2	NR	925	0	NR
410	9	NR	540	493	NR	670	102	NR	800	2	NR	930	0	NR
415	18	NR	545	505	NR	675	87	NR	805	2	NR	935	0	NR
420	36	NR	550	515	NR	680	75	NR	810	2	NR	940	0	NR
425	72	NR	555	527	NR	685	65	NR	815	1	NR	945	0	NR
430	134	NR	560	540	NR	690	56	NR	820	1	NR	950	0	NR
435	242	NR	565	550	NR	695	48	NR	825	1	NR	955	0	NR
440	407	NR	570	557	NR	700	41	NR	830	1	NR	960	0	NR
445	684	NR	575	561	NR	705	35	NR	835	1	NR	965	0	NR
450	988	NR	580	559	NR	710	30	NR	840	1	NR	970	0	NR
455	828	NR	585	551	NR	715	26	NR	845	1	NR	975	0	NR
460	473	NR	590	537	NR	720	22	NR	850	1	NR	980	0	NR
465	333	NR	595	516	NR	725	19	NR	855	0	NR	985	0	NR
470	232	NR	600	491	NR	730	16	NR	860	0	NR	990	0	NR
475	146	NR	605	461	NR	735	14	NR	865	0	NR	995	0	NR
480	113	NR	610	429	NR	740	12	NR	870	0	NR	1000	0	NR
485	106	NR	615	395	NR	745	10	NR	875	0	NR			

REPORT NUMBER: SP1-2407-157-6

**Scotopic Flux vs. Wavelength**



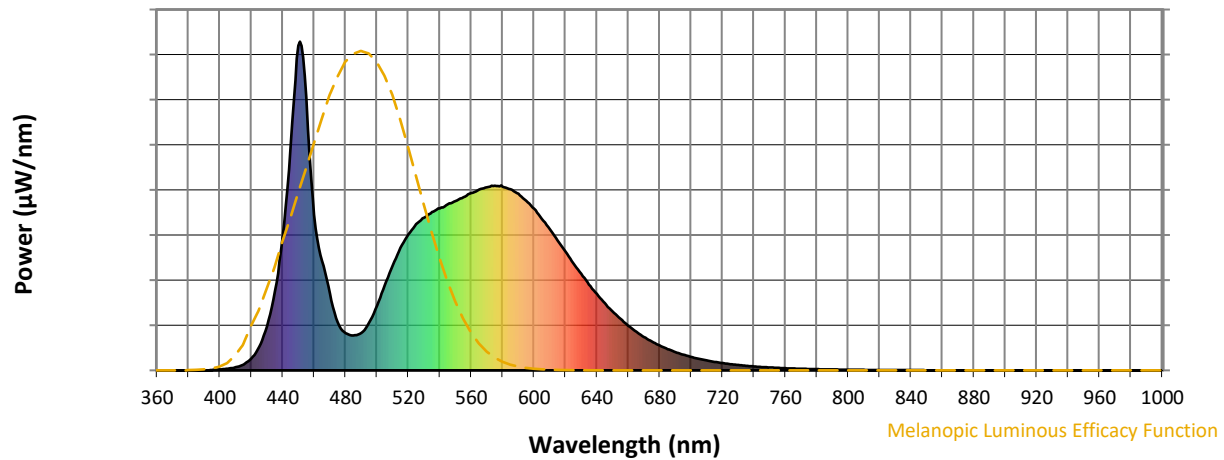
**Scotopic Lumens: NR**

**S/P: 1.81**

λ (nm)	Power W <sup>^</sup> /nm	Lumens (φ/nm)	λ (nm)	Power W <sup>^</sup> /nm	Lumens (φ/nm)	λ (nm)	Power W <sup>^</sup> /nm	Lumens (φ/nm)	λ (nm)	Power W <sup>^</sup> /nm	Lumens (φ/nm)	λ (nm)	Power W <sup>^</sup> /nm	Lumens (φ/nm)
360	0	NR	490	114	NR	620	361	NR	750	9	NR	880	0	NR
365	0	NR	495	145	NR	625	326	NR	755	8	NR	885	0	NR
370	0	NR	500	197	NR	630	294	NR	760	7	NR	890	0	NR
375	0	NR	505	259	NR	635	261	NR	765	6	NR	895	0	NR
380	0	NR	510	319	NR	640	232	NR	770	5	NR	900	0	NR
385	0	NR	515	373	NR	645	204	NR	775	4	NR	905	0	NR
390	0	NR	520	414	NR	650	179	NR	780	4	NR	910	0	NR
395	1	NR	525	445	NR	655	157	NR	785	3	NR	915	0	NR
400	3	NR	530	465	NR	660	136	NR	790	3	NR	920	0	NR
405	5	NR	535	482	NR	665	118	NR	795	2	NR	925	0	NR
410	9	NR	540	493	NR	670	102	NR	800	2	NR	930	0	NR
415	18	NR	545	505	NR	675	87	NR	805	2	NR	935	0	NR
420	36	NR	550	515	NR	680	75	NR	810	2	NR	940	0	NR
425	72	NR	555	527	NR	685	65	NR	815	1	NR	945	0	NR
430	134	NR	560	540	NR	690	56	NR	820	1	NR	950	0	NR
435	242	NR	565	550	NR	695	48	NR	825	1	NR	955	0	NR
440	407	NR	570	557	NR	700	41	NR	830	1	NR	960	0	NR
445	684	NR	575	561	NR	705	35	NR	835	1	NR	965	0	NR
450	988	NR	580	559	NR	710	30	NR	840	1	NR	970	0	NR
455	828	NR	585	551	NR	715	26	NR	845	1	NR	975	0	NR
460	473	NR	590	537	NR	720	22	NR	850	1	NR	980	0	NR
465	333	NR	595	516	NR	725	19	NR	855	0	NR	985	0	NR
470	232	NR	600	491	NR	730	16	NR	860	0	NR	990	0	NR
475	146	NR	605	461	NR	735	14	NR	865	0	NR	995	0	NR
480	113	NR	610	429	NR	740	12	NR	870	0	NR	1000	0	NR
485	106	NR	615	395	NR	745	10	NR	875	0	NR			

REPORT NUMBER: SP1-2407-157-6

Melanopic Flux vs. Wavelength



Melanopic Lumens: NR

M/P: 3.73

λ (nm)	Power W <sup>^</sup> /nm	Lumens (φ/nm)	λ (nm)	Power W <sup>^</sup> /nm	Lumens (φ/nm)	λ (nm)	Power W <sup>^</sup> /nm	Lumens (φ/nm)	λ (nm)	Power W <sup>^</sup> /nm	Lumens (φ/nm)	λ (nm)	Power W <sup>^</sup> /nm	Lumens (φ/nm)
360	0	NR	490	114	NR	620	361	NR	750	9	NR	880	0	NR
365	0	NR	495	145	NR	625	326	NR	755	8	NR	885	0	NR
370	0	NR	500	197	NR	630	294	NR	760	7	NR	890	0	NR
375	0	NR	505	259	NR	635	261	NR	765	6	NR	895	0	NR
380	0	NR	510	319	NR	640	232	NR	770	5	NR	900	0	NR
385	0	NR	515	373	NR	645	204	NR	775	4	NR	905	0	NR
390	0	NR	520	414	NR	650	179	NR	780	4	NR	910	0	NR
395	1	NR	525	445	NR	655	157	NR	785	3	NR	915	0	NR
400	3	NR	530	465	NR	660	136	NR	790	3	NR	920	0	NR
405	5	NR	535	482	NR	665	118	NR	795	2	NR	925	0	NR
410	9	NR	540	493	NR	670	102	NR	800	2	NR	930	0	NR
415	18	NR	545	505	NR	675	87	NR	805	2	NR	935	0	NR
420	36	NR	550	515	NR	680	75	NR	810	2	NR	940	0	NR
425	72	NR	555	527	NR	685	65	NR	815	1	NR	945	0	NR
430	134	NR	560	540	NR	690	56	NR	820	1	NR	950	0	NR
435	242	NR	565	550	NR	695	48	NR	825	1	NR	955	0	NR
440	407	NR	570	557	NR	700	41	NR	830	1	NR	960	0	NR
445	684	NR	575	561	NR	705	35	NR	835	1	NR	965	0	NR
450	988	NR	580	559	NR	710	30	NR	840	1	NR	970	0	NR
455	828	NR	585	551	NR	715	26	NR	845	1	NR	975	0	NR
460	473	NR	590	537	NR	720	22	NR	850	1	NR	980	0	NR
465	333	NR	595	516	NR	725	19	NR	855	0	NR	985	0	NR
470	232	NR	600	491	NR	730	16	NR	860	0	NR	990	0	NR
475	146	NR	605	461	NR	735	14	NR	865	0	NR	995	0	NR
480	113	NR	610	429	NR	740	12	NR	870	0	NR	1000	0	NR
485	106	NR	615	395	NR	745	10	NR	875	0	NR			

**Summary**

$R_f = 73.7$   
 $R_g = 93$   
 $CIE R_a = 72.0$   
 $R_9 = -39.6$



**Color Vector Graphics**



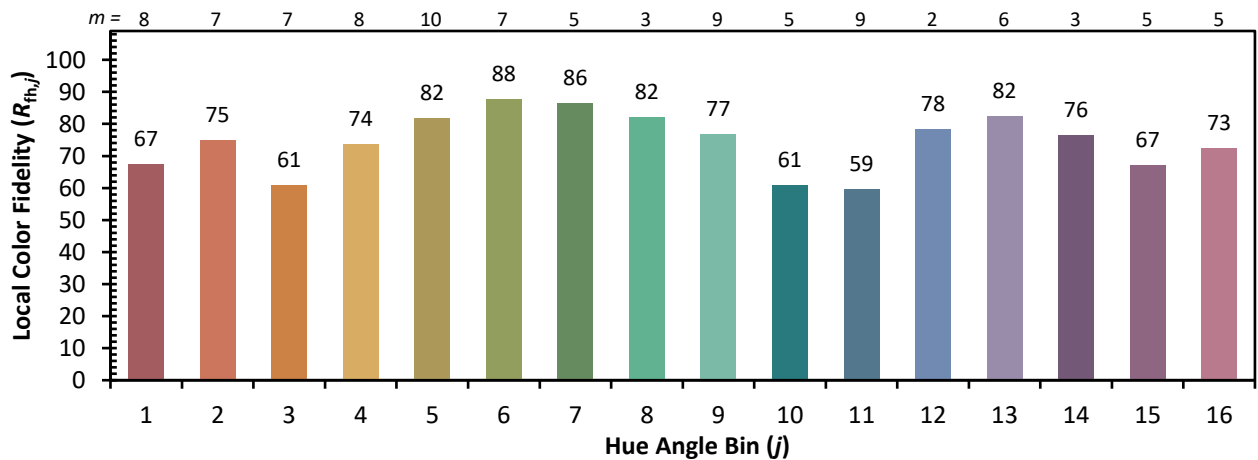
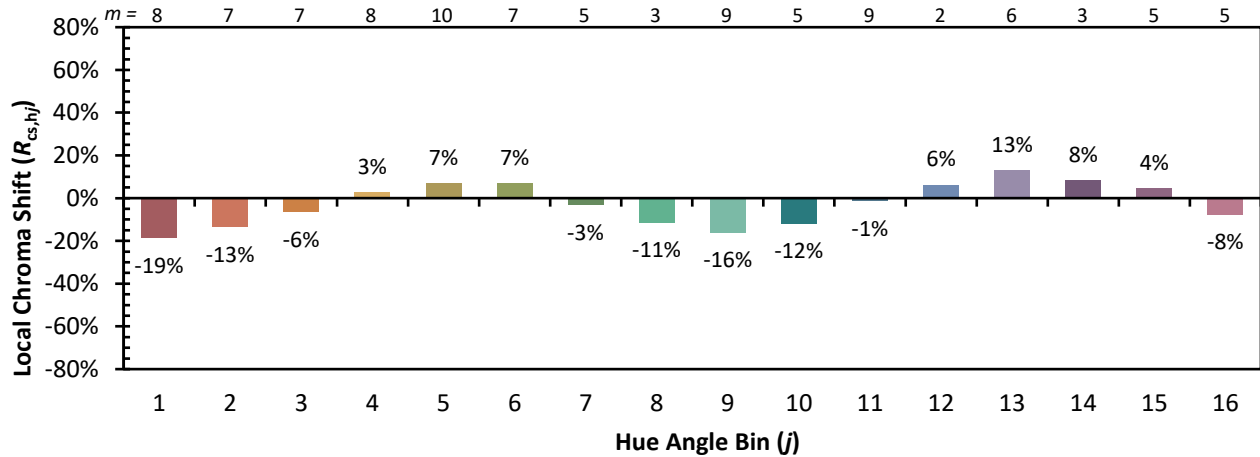


**Individual Sample Fidelity Index ( $R_{f,i}$ )**

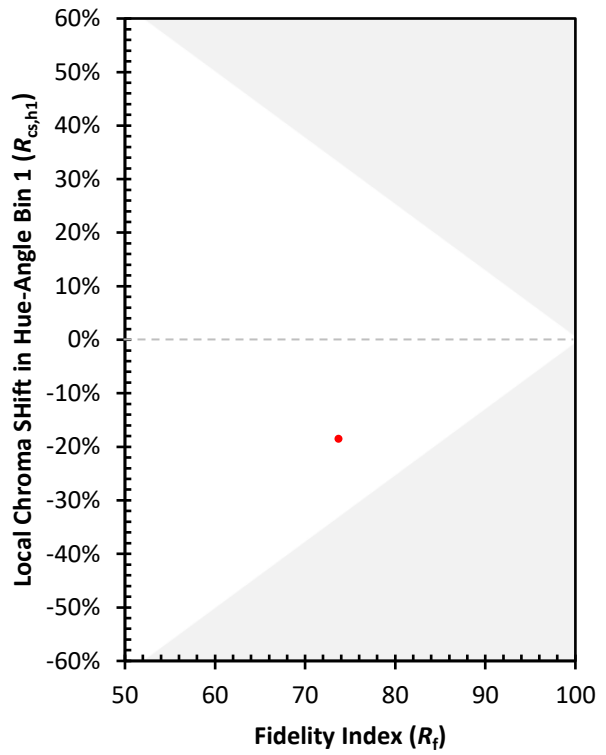
CES01 = 85	CES26 = 62	CES51 = 90	CES76 = 50
CES02 = 59	CES27 = 88	CES52 = 89	CES77 = 67
CES03 = 30	CES28 = 80	CES53 = 79	CES78 = 53
CES04 = 69	CES29 = 69	CES54 = 84	CES79 = 80
CES05 = 46	CES30 = 88	CES55 = 83	CES80 = 77
CES06 = 50	CES31 = 72	CES56 = 74	CES81 = 78
CES07 = 38	CES32 = 62	CES57 = 73	CES82 = 90
CES08 = 38	CES33 = 82	CES58 = 73	CES83 = 90
CES09 = 29	CES34 = 69	CES59 = 86	CES84 = 85
CES10 = 72	CES35 = 83	CES60 = 88	CES85 = 77
CES11 = 56	CES36 = 87	CES61 = 82	CES86 = 75
CES12 = 61	CES37 = 78	CES62 = 81	CES87 = 76
CES13 = 41	CES38 = 98	CES63 = 73	CES88 = 81
CES14 = 74	CES39 = 96	CES64 = 63	CES89 = 72
CES15 = 70	CES40 = 91	CES65 = 60	CES90 = 80
CES16 = 46	CES41 = 96	CES66 = 56	CES91 = 71
CES17 = 49	CES42 = 79	CES67 = 53	CES92 = 58
CES18 = 55	CES43 = 78	CES68 = 63	CES93 = 74
CES19 = 71	CES44 = 99	CES69 = 72	CES94 = 52
CES20 = 63	CES45 = 86	CES70 = 55	CES95 = 64
CES21 = 85	CES46 = 85	CES71 = 46	CES96 = 76
CES22 = 77	CES47 = 89	CES72 = 82	CES97 = 86
CES23 = 91	CES48 = 80	CES73 = 45	CES98 = 76
CES24 = 90	CES49 = 83	CES74 = 90	CES99 = 62
CES25 = 71	CES50 = 89	CES75 = 48	



Color Rendition by Hue-Angle Bin



Measure Comparisons



(END OF REPORT)